

Mid-State Regional Emergency Medical Advisory Committee

Policy Statement #24-01

**To:
EMS Agency Medical
Directors**

2021 Trauma Triage Guidelines

The Midstate REMAC has approved the following recommendations regarding the 2021 Trauma Triage Guidelines. This comes as a recommendation from the Central New York Regional Trauma Advisory Committee. This document is intended to guidance to EMS providers when making transport decisions regarding trauma patients.

National Guideline for the Field Triage of Injured Patients

RED CRITERIA High Risk for Serious Injury

Injury Patterns	Mental Status & Vital Signs
<ul style="list-style-type: none"> • Penetrating injuries to head, neck, torso, and proximal extremities • Skull deformity, suspected skull fracture • Suspected spinal injury with new motor or sensory loss • Chest wall instability, deformity, or suspected flail chest • Suspected pelvic fracture • Suspected fracture of two or more proximal long bones • Crushed, degloved, mangled, or pulseless extremity • Amputation proximal to wrist or ankle • Active bleeding requiring a tourniquet or wound packing with continuous pressure 	<p>All Patients</p> <ul style="list-style-type: none"> • Unable to follow commands (motor GCS < 6) • RR < 10 or > 29 breaths/min • Respiratory distress or need for respiratory support • Room-air pulse oximetry < 90% <p>Age 0-9 years</p> <ul style="list-style-type: none"> • SBP < 70mm Hg + (2 x age years) <p>Age 10-64 years</p> <ul style="list-style-type: none"> • SBP < 90 mmHg or • HR > SBP <p>Age ≥ 65 years</p> <ul style="list-style-type: none"> • SBP < 110 mmHg or • HR > SBP

Patients meeting any one of the above RED criteria should be transported to the highest-level trauma center available within the geographic constraints of the regional trauma system

YELLOW CRITERIA Moderate Risk for Serious Injury

Mechanism of Injury	EMS Judgment
<ul style="list-style-type: none"> • High-Risk Auto Crash <ul style="list-style-type: none"> - Partial or complete ejection - Significant intrusion (including roof) <ul style="list-style-type: none"> • >12 inches occupant side OR • >18 inches any side OR • Need for extrication for entrapped patient - Death in passenger compartment - Child (Age 0-9) unrestrained or in unsecured child safety seat - Vehicle telemetry data consistent with severe injury • Rider separated from transport vehicle with significant impact (eg, motorcycle, ATV, horse, etc.) • Pedestrian/bicycle rider thrown, run over, or with significant impact • Fall from height > 10 feet (all ages) 	<p>Consider risk factors, including:</p> <ul style="list-style-type: none"> • Low-level falls in young children (age ≤ 5 years) or older adults (age ≥ 65 years) with significant head impact • Anticoagulant use • Suspicion of child abuse • Special, high-resource healthcare needs • Pregnancy > 20 weeks • Burns in conjunction with trauma • Children should be triaged preferentially to pediatric capable centers <p>If concerned, take to a trauma center</p>

Patients meeting any one of the YELLOW CRITERIA WHO DO NOT MEET RED CRITERIA should be preferentially transported to a trauma center, as available within the geographic constraints of the regional trauma system (need not be the highest-level trauma center)

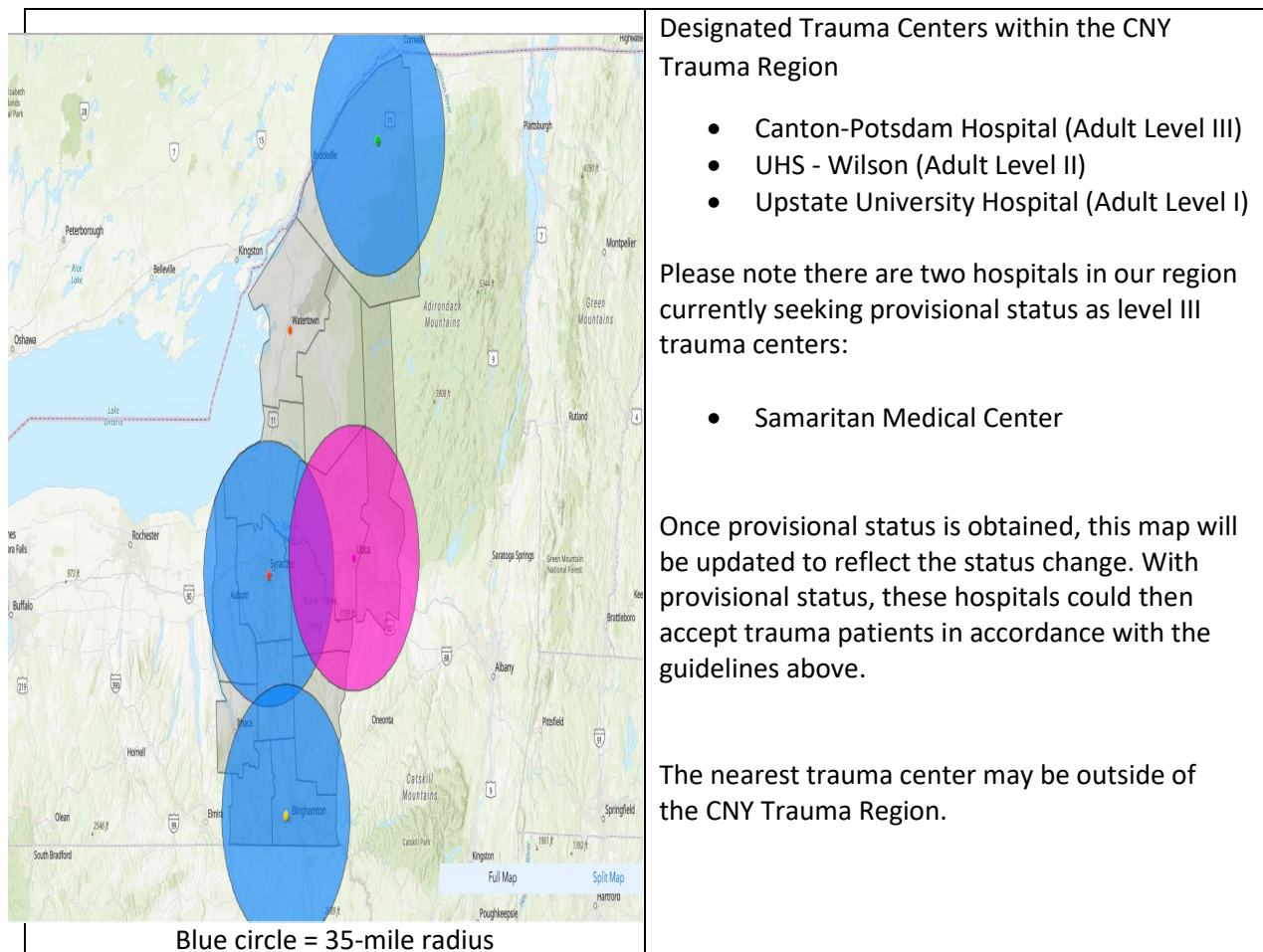
Adult Trauma Patients (AGE ≥ 15 YEARS)

Yellow Criteria:

- Should be transported to the nearest trauma center within, minimally, a 35-mile radius of the incident
- Use of air medical services should be considered for:
 - Distances greater than a 35-mile radius, OR
 - Transportation difficulties within a 35-mile radius (ground ambulance availability, remote locations, unsafe road conditions, etc.), OR
 - Need for a higher-level-of-care
- Consider nearest appropriate hospital if the distance to the trauma center is greater than 35 miles

Red Criteria:

- Should be transported to the highest level of trauma center within, minimally, a 35-mile radius
- Use of air medical services should be considered for:
 - Distances greater than a 35-mile radius, OR
 - Transportation difficulties within a 35-mile radius (ground ambulance availability, remote locations, unsafe road conditions, etc.), OR
 - Need for a higher-level of care
- Patients in cardiac arrest or who have an unstable airway are appropriate to go to the nearest hospital
- Medical Control should be contacted to discuss patient destination in other cases for which the EMS provider is concerned regarding a possible need for the nearest hospital



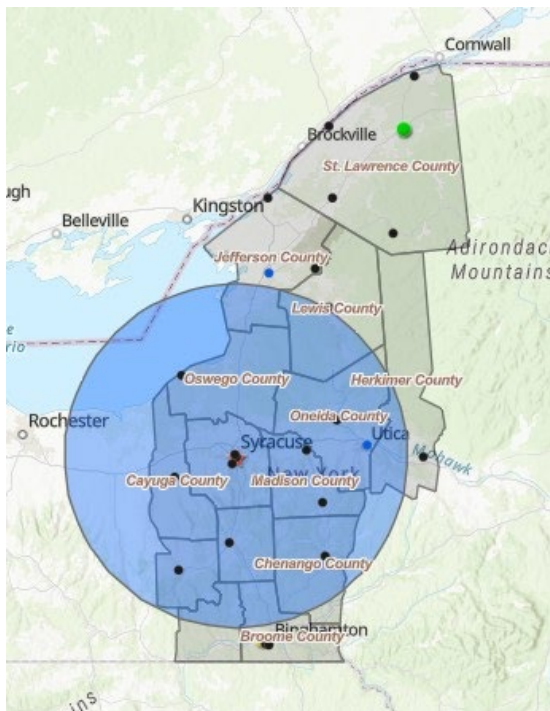
Pediatric Trauma Patients (AGE ≤ 14 YEARS)

Yellow Criteria:

- Should be transported to the nearest pediatric trauma center within, minimally, a 60-mile radius of the incident
- Use of air medical services should be considered for:
 - Distances greater than a 60-mile radius, OR
 - Transportation difficulties within a 60-mile radius (ground ambulance availability, remote locations, unsafe road conditions, etc.), OR
 - Need for a higher-level-of-care
- Consider nearest trauma adult trauma center if the distance to the pediatric trauma center is greater than 60 miles
- Consider nearest hospital with pediatric capabilities if the distance to the nearest adult trauma center is greater than 35 miles

Red Criteria:

- Should be transported to the highest level of trauma center within, minimally, a 60-mile radius
- Use of air medical services should be considered for:
 - Distances greater than a 60-mile radius, OR
 - Transportation difficulties within a 60-mile radius (ground ambulance availability, remote locations, unsafe road conditions, etc.), OR
 - Need for a higher-level of care
- Consider nearest adult trauma center if the distance to the pediatric trauma center is greater than 60 miles
 - Consider nearest hospital with pediatric capabilities if the distance to the nearest adult trauma center is greater than 35 miles
- Patients in cardiac arrest or who have an unstable airway are appropriate to go to the nearest hospital
- Medical Control should be contacted to discuss patient destination in other cases for which the EMS provider is concerned regarding a possible need for the nearest hospital

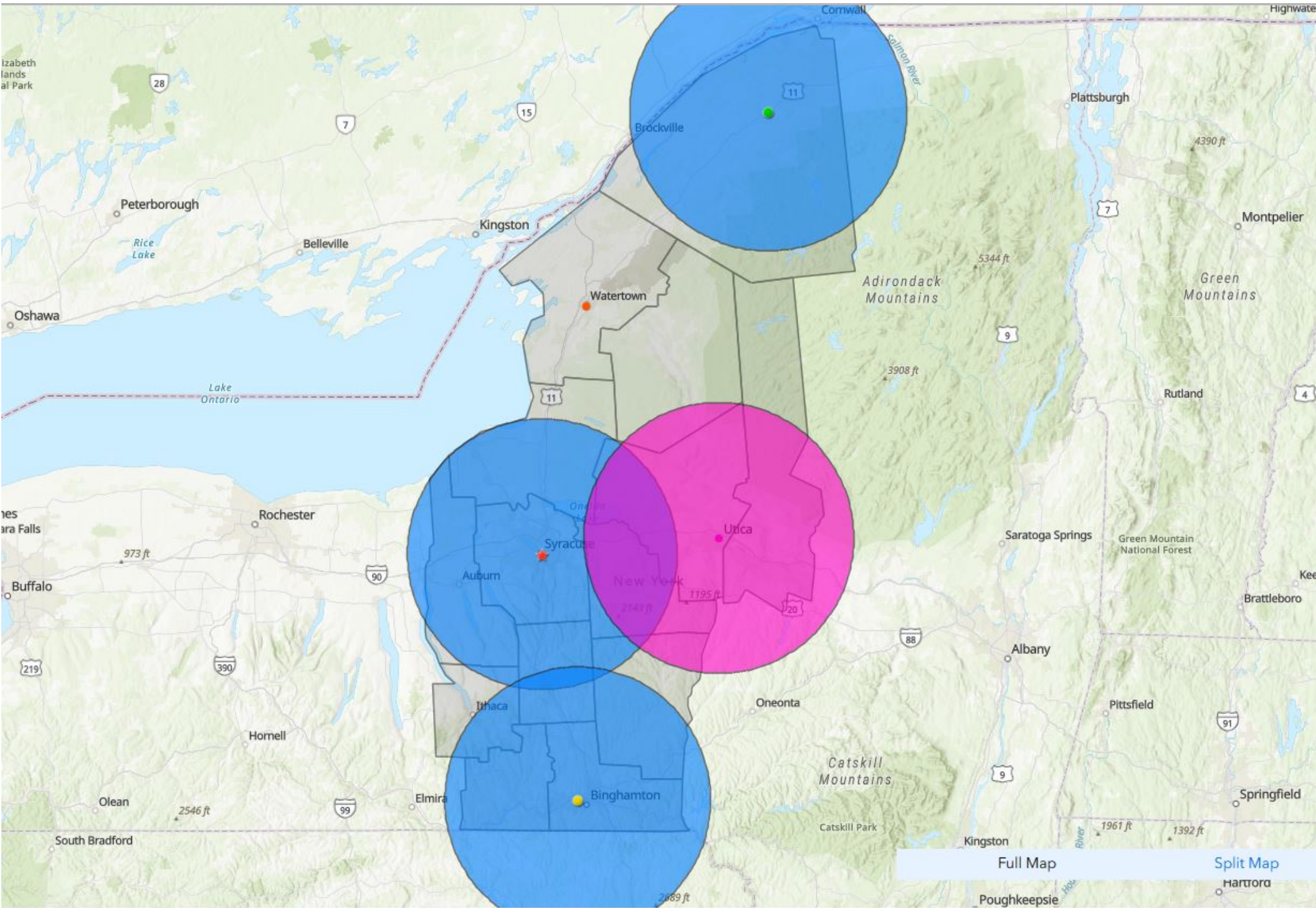


Blue circle = 60 mile radius

Designated Pediatric Trauma Centers within the CNY Trauma Region

- Upstate Golisano Children's Hospital (Pediatric Level I)

The nearest trauma center may be outside of the CNY Trauma Region.



Full Map

Split Map

Poughkeepsie

Hartford